



FINANCIAL STATEMENTS

of the

Government of Punjab

2019-2020



CONTENTS

Preface	I
Auditor's Report	III
Statement of Cash Receipts and Payments	1
Statement of Cash Flows	3
Statement of Comparison of Budget and Actual Amounts by Function	4
Statement of Comparison of Budget and Actual Expenditure by Department	5
Notes to the Financial Statements	6

PREFACE

I am pleased to present the Financial Statements of the Government of the Punjab for the financial year ended 30th June, 2020.

The Financial Statements of the Government of the Punjab for the financial year 2019-2020 have been prepared by the Accountant General Punjab under Section 5 of the Controller General of Accounts (Appointment, Functions and Powers) Ordinance, 2001 and are the responsibility of the Controller General of Accounts (CGA).

In response to the changing nature of stakeholder's requirements for making informed decision based on financial information and developments in the public sector accounting standards, the role of CGA has transformed. Stakeholders now expect high quality, reliable and relevant financial reports and the focus of CGA is not limited to reporting historical results, but is now constantly moving towards enhancing public value, by providing the legislature and the executive through the Financial Statements an insight of the Government's financial performance.

In December 2000, Auditor General of Pakistan prescribed New Accounting Model (NAM) with the approval of the President of Pakistan under Article 170 of the Constitution of Islamic Republic of Pakistan. NAM, which conforms to international best practices, comprises of seven volumes and is based on Modified Cash Basis of Accounting in which, though cash basis of accounting is followed, the following additional concepts have been introduced:

- Commitment Accounting
- Physical and Financial Assets Accounting
- Liabilities Accounting

Commitment, asset and liability accounting practices are not yet implemented and these financial statements have been prepared on cash basis of accounting and do not include accrued receipts and liabilities.

The current year's Financial Statements have been prepared under NAM and the format of International Public Sector Accounting Standards (IPSAS) Cash Basis - Financial Reporting under the Cash Basis of Accounting has been adopted for the preparation of these Financial Statements.

These Financial Statements focus on reporting the budgetary activity of the Government for the financial year as laid down in the financial procedures of the Constitution which describes the Government as District Government Fund and Public Account for which Annual Budget Statement is authorized by the District Assembly in the form of Budgetary Grants.

Finally, it is important to emphasize the value of sustained and dedicated efforts towards excellence in public sector financial accounting and reporting. Moving forward, management and

staff of CGA are working closely to address the challenges and issues which can limit the quality, transparency and reliability of financial reports. Through excellent financial reporting we are committed to support the decision making critical to the nation's fiscal future.



Controller General of Accounts

Islamabad, Pakistan.

Dated: ~~28 DEC 20~~



Auditor General of Pakistan
Audit House, Constitution Avenue
Islamabad, Pakistan

Auditor's Report

I have audited the accompanying Financial Statements of Government of the Punjab, which comprise the statements of receipts and payments for the year ended 30th June, 2020, statement of cash flows, statement of comparison of budget and actual amounts by function, statement of comparison of budget, actual expenditure by departments and statement of appropriation of grants by object for the year ended 30th June, 2020 and a summary of significant accounting policies and other explanatory notes.

Management's Responsibility for the Financial Statements

Management is responsible for the preparation and proper presentation of these financial statements in accordance with the applicable financial reporting framework.

Auditor's Responsibility

My responsibility is to express opinion on these financial statements based on my audit in accordance with the requirements of Articles 169 & 170 (2) of the Constitution of the Islamic Republic of Pakistan read with Section 7 of the Auditor General's (Functions, Powers and Terms and Conditions of Service) Ordinance, 2001. I conducted my audit in accordance with the International Standards for Supreme Audit Institutions (ISSAIs) and other guidelines issued by my department. These standards require that I perform procedures, including risk assessment, to obtain reasonable assurance whether the financial statements are free of material misstatement. The audit process includes examining, on a test basis, evidence supporting the amount and disclosures in the financial statements. It also includes assessing the accounting policies used and evaluating the overall financial statements presentation. I believe that my audit provides a reasonable basis for my opinion.

In my opinion:

- a. These financial statements properly present, in all material respects, the financial position of the Government of the Punjab as at 30th June, 2020 and the results of its operations, its cash flow and its expenditure and receipts, by appropriation for the year ended 30th June, 2020 in accordance with the stated accounting policies of Government of the Punjab.
- b. The sums expended have been applied, in all material respects, for the purposes authorized by the Provincial Assembly and have, in all material respects been booked to the relevant grants and appropriations.

Emphasis of matter

As per Article 118(1) of the Constitution of the Islamic Republic of Pakistan, "all moneys received by Government in repayment of any loan, shall form part of a Consolidated Fund." Receipt of Rs.10,000 million on account of loan & advances from Punjab Thermal Power (Pvt.) Limited during 2019-20 was not accounted for as provincial consolidated fund receipt and converted it into equity without recording receipt and payment of Provincial Consolidated Fund which caused understatement of accounts of receipts & payments.

Due to non-budgeting of Donor Funded Assignment account releases by the Finance Department, an expenditure of Rs. 67,880 million was incurred through Assignment Accounts (ADB) from Public Account instead of Consolidated Fund Account.

As per Financial Statements, the Assets owned by the Provincial Government are Rs. 1,690,034 million. The Government accounts do capture the assets created out of the expenditure incurred. However, comprehensive accounting of assets owned by the Provincial Government is not done as per requirement of Sub Section 13.4.5. of the Accounting Policies and Procedure Manual.

An amount of Rs. 41,200 million on account of "Profits" out of net hydel profit from Hydro Power Stations Located in Punjab Province was receivable which was not realized.


An amount of Rs. 58.969 million was transferred excess to Supreme Court of Pakistan on account of "Supreme Court Diamer Basha and Mohamand Dam Fund".

"Statement of Cash Receipts and Payment" shows that an expenditure of Rs. 4,553 million was incurred excess than or without budgetary allocations during 2019-20, violating the safeguards envisaged in Punjab Budget Manual.

Closing Cash Balance of District Government amounting to Rs. (9,941) million was appearing under Financial Statements Note 26 "Provincial Government" despite the fact that District Governments closed their functions on 31.12.2016. This balance showed non reconciliation of Cash Closing of District Governments Accounts (Account-IV) and also non reconciliation between NBP & SBP with reference to book balances.

Other Reports

Audit Reports covering significant aspects of the financial governance or economical and effective utilization of public resources are submitted separately to the Governor of Punjab under Article 171 of the Constitution of the Islamic Republic of Pakistan.



(Javaid Jehangir)
Auditor General of Pakistan

Islamabad, Pakistan

Dated:

28 DEC 20



GOVERNMENT OF PUNJAB
Statement of Cash Receipts and Payments
For the Financial Year Ended 30th June 2020.

	<i>Note</i>	2019-20 Rupees in Million		2018-19 Rupees in Million	
		Receipts Controlled by Provincial Government	Payments by Third Parties	Receipts Controlled by Provincial Government	Payments by Third Parties
PROVINCIAL CONSOLIDATED FUND					
RECEIPTS					
<i>Taxation - Transfers from Federal Government</i>	8.	1,185,825	-	1,160,880	-
<i>Taxation - Provincial Government's Own Collection</i>	9.	188,538	-	191,671	-
<i>Non-Tax Revenue and Other Receipts</i>					
General Administration Receipts	10.	15,338	-	12,837	-
Economic Services Receipts	11.	37,659	-	30,532	-
Development Surcharge and Royalties	12.	7,266	-	6,542	-
Other Receipts	13.	978	-	983	-
Interest on Loans and Advances	14.	413	-	726	-
Dividend and Profit Share		8,140	-	1,740	-
		69,794	-	53,360	-
<i>Grants and Aid</i>	15.	33,714	-	19,973	-
<i>Borrowings</i>					
Foreign Debt	16.	52,385	10,443	28,183	35,263
Domestic Debt		143,222	-	108,050	-
		195,607	10,443	136,233	35,263
<i>Capital Receipts</i>					
Recovery of loans and advances	17.	2,319	-	3,661	-
Recovery of investment		-	-	-	-
		2,319	-	3,661	-
<i>Trading Activities and Recoveries</i>	18.	156,513	-	169,745	-
<i>Receipts of District Government</i>		-	-	-	-
<i>Receipts of District Authorities</i>	19.	2,143	-	1,941	-
TOTAL RECEIPTS		1,834,452	10,443	1,737,464	35,263

GOVERNMENT OF PUNJAB
Statement of Cash Receipts and Payments
For the Financial Year Ended 30th June 2020.

	Note	2019-20 Rupees in Million		2018-19 Rupees in Million	
		Payments Controlled by Provincial Government	Payments by Third Parties	Payments Controlled by Provincial Government	Payments by Third Parties
PAYMENTS					
<i>Operations</i>					
Salaries and employee benefits	20.	547,649		494,987	
Operating expenses		104,117	189	93,933	
		651,766	189	588,920	-
<i>Transfers</i>					
Grants, Subsidies and Write-off of Loans	21.	227,801	10,164	237,438	34,959
Other transfer payments		45,778	89	20,539	
		273,579	10,254	257,977	34,959
<i>Expenditures on</i>					
Physical assets		166,404	-	130,059	304
Civil works		73,798		46,194	
Repairs and Maintenance		18,651		23,022	
		258,853	-	199,275	304
<i>Debt and Interest Payments</i>					
Principal Repayments of Debts	22.	156,161		167,644	
Servicing of Debts	23.	83,876		59,453	
		240,037	-	227,097	-
<i>Other Payments</i>					
Loans and advances - Non financial institutions		25,643		28,340	
Investments		6,720		6,348	
		32,363	-	34,688	-
<i>Payments of District Authorities</i>	24.	361,361	-	351,380	-
TOTAL PAYMENTS		1,817,957	10,443	1,659,338	35,263
NET PAYMENT OF PROVINCIAL CONSOLIDATED FUND		16,495	-	78,126	-
NET PAYMENT OF PUBLIC ACCOUNT	25.	(3,003)	-	16	-
INCREASE/(DECREASE) IN CASH		13,492	-	78,142	-
CASH AT BEGINNING OF THE YEAR		68,261	-	(9,881)	-
INCREASE/(DECREASE) IN CASH		13,492	-	78,142	-
CASH AT END OF THE YEAR	26.	81,753	-	68,261	-

The annexed notes 1 to 30 form an integral part of these financial statements.



Accountant General (Punjab)

GOVERNMENT OF PUNJAB
Statement of Cash Flows
For the Financial Year Ended 30th June 2020.

	Notes	2019-20 Rupees in Million	2018-19 Rupees in Million
CASH FLOWS FROM OPERATING ACTIVITIES			
Taxation - Transfers from Federal Government	8.	1,185,825	1,160,880
Taxation - Provincial Government's Own Collection	9.	188,538	191,671
Non-Tax Revenue & Other Receipts	10-14.	61,654	51,620
Grants and Aid - Receipts	15.	33,714	19,973
Trading Activities - Receipts	18.	156,513	169,745
Servicing of Debt - Payments	23.	(83,876)	(59,453)
Transfers - Payments		(273,579)	(257,977)
Operations - Payments		(651,766)	(588,920)
Receipts of District Authorities		2,143	1,941
Payments of District Authorities		(361,361)	(351,380)
<i>Cash from Operating Activities</i>		257,806	338,100
CASH FLOWS FROM INVESTING ACTIVITIES			
Recovery of Loans and Advances	17.	2,319	3,661
Recovery of Investment		-	-
Dividend and Profit Share		8,140	1,740
Investments		(6,720)	(6,348)
Expenditure on Physical Assets, Civil Works and Others		(258,853)	(199,275)
Payments of Loans and Advances		(25,643)	(28,340)
<i>Cash used in Investing Activities</i>		(280,756)	(228,563)
CASH FLOWS FROM FINANCING ACTIVITIES			
Receipt of Foreign Debt	16.1	52,385	28,183
Receipt of Domestic Debt	16.2	143,222	108,050
Principal Repayments of Debt	22.	(156,161)	(167,644)
Net Receipt/Payment of Public Account	25.	(3,003)	16
<i>Cash from Financing Activities</i>		36,443	(31,396)
NET INCREASE/(DECREASE) IN CASH AND CASH EQUIVALENTS		13,493	78,142
CASH AND CASH EQUIVALENTS AT BEGINNING OF THE YEAR		68,261	(9,881)
CASH AND CASH EQUIVALENTS AT END OF THE YEAR		81,753	68,261

(31-12-2018)



The annexed notes 1 to 30 form an integral part of these financial statements.



 Accountant General (Punjab)

GOVERNMENT OF PUNJAB
Statement of Comparison of Budget and Actual Amounts by Function
For the Financial Year Ended 30th June 2020.

Note	2019-2020 (Rupees in million)			2018-2019 (Rupees in million)		
	Budgeted Amounts		Actual Amounts	Budgeted Amounts		Actual Amounts
	Original	Revised		Original	Revised	
RECEIPTS						
<u>Revenue</u>						
Taxation	1,601,468	1,127,878	1,374,364	1,552,109	1,405,785	1,352,550
Non-Taxation	93,395	89,432	103,507	100,067	60,051	73,334
Total revenue receipt	1,694,863	1,217,310	1,477,871	1,652,176	1,465,836	1,425,884
<u>Capital</u>						
Domestic Debt	97,329	157,980	143,222	130,094	132,503	108,050
Foreign Debt	101,399	66,138	62,828	84,144	73,288	63,446
Recoveries of Loans and Advances	1,097	2,727	2,319	10,742	3,659	3,661
Recoveries others	110,926	176,565	156,513	149,360	203,475	169,745
Total capital receipt	310,751	403,410	364,882	374,340	412,925	344,902
<u>Receipt of District Government</u>	-	-	-	-	-	-
<u>Receipt of District Authorities</u>	-	-	366,181	-	-	356,259
TOTAL RECEIPTS	2,005,613	1,620,720	2,208,934	2,026,516	1,878,761	2,127,044
PAYMENTS						
<u>Revenue</u>						
1 General Public Service	834,086	785,962	750,278	749,430	745,871	710,944
3 Public Order and Safety Affairs	181,557	180,978	175,895	173,884	165,449	159,448
4 Economic Affairs	170,145	141,133	128,263	273,552	261,811	215,979
5 Environment Protection	1,503	499	406	1,768	467	417
6 Housing and Community Amenities	56,014	37,179	35,007	45,382	33,245	28,370
7 Health Affairs and Services	182,433	181,544	165,024	164,824	157,093	147,484
8 Recreation, Culture and Religion	8,326	5,637	5,505	6,018	4,726	4,281
9 Education Affairs and Services	108,982	89,679	84,093	99,415	103,272	96,827
# Social Protection	11,036	15,705	15,504	8,381	9,913	6,373
Total revenue payment	1,554,082	1,438,315	1,359,974	1,522,655	1,481,847	1,370,124
<u>Capital</u>						
1 General Public Service	261,876	191,300	188,524	187,545	243,659	173,920
4 Economic Affairs	251,671	300,025	282,144	168,516	178,341	153,495
6 Housing and Community Amenities	-	-	-	-	-	-
# Social Protection	20	441	436	-	-	-
Total capital payments	513,567	491,765	471,104	356,061	422,001	327,415
<u>Payments of District Governments</u>	-	-	-	-	-	-
<u>Payments of District Authorities</u>	421,754	391,332	361,361	-	-	351,380
TOTAL PAYMENTS	2,489,403	2,321,412	2,192,439	1,878,716	1,903,848	2,048,919


The annexed notes 1 to 30 form an integral part of these financial statements.



 Accountant General (Punjab)

GOVERNMENT OF PUNJAB
Statement of Comparison of Budget and Actual Expenditure by Department
For the Financial Year Ended 30th June 2020.

Departments	2019-2020 (Rupees in million)			2018-2019 (Rupees in million)		
	Budgeted Amounts		Actual Amounts	Budgeted Amounts		Actual Amounts
	Original	Revised		Original	Revised	
Agriculture Department	40,270	30,677	28,229	27,918	30,458	29,199
Chief Minister Inspection Team	98	130	# 126	94	118	115
Chief Minister Secretariat	590	781	# 775	601	788	820
Board of Revenue	-	0	0	-	-	-
Co-Operatives	1,504	1,289	1,270	1,402	1,415	1,386
Communication and Works	91,498	74,236	73,515	70,809	60,775	58,238
Energy Development	13,397	18,720	18,687	5,455	14,730	14,505
Environment Protection	1,072	66	66	1,336	61	63
Excise and Taxation Department	2,411	2,173	1,860	2,585	2,036	1,942
Food Department	214,017	336,882	319,711	337,634	386,746	298,141
Finance Department	862,073	763,343	738,067	758,753	766,086	696,938
Forest Department	7,483	7,095	6,862	5,938	4,982	4,909
Forestry, Wildlife & Fisheries	19,344	1,928	1,890	15,543	1,868	1,802
Governor's Secretariat	493	436	433	467	423	421
Health	179,902	179,709	162,491	163,335	155,372	145,825
Higher Education	37,208	34,016	32,161	35,108	37,865	34,923
Home Department	151,301	152,836	149,757	138,424	134,392	129,712
Housing and Physical Planning Department	46,925	29,820	28,313	40,100	29,896	25,048
Industries Department	17,952	15,120	14,529	17,312	18,774	18,132
Information Technology	-	-	-	-	-	-
Information, Culture & Youth Affairs	7,780	4,707	4,602	5,824	4,609	4,168
Irrigation and Power	45,082	32,155	30,363	38,353	43,090	38,273
Labour	942	767	757	1,018	991	996
Law and Parliamentary Affairs	2,234	2,226	2,169	2,120	2,297	2,204
Literacy & Non Formal Basic Education	2,697	526	446	1,885	912	402
Live Stock and Dairy Development	15,945	11,808	11,632	13,323	13,688	11,766
Local Government And Rural Development	10,439	21,921	18,394	6,214	17,873	17,220
Management & Professional Development	189	193	186	198	178	176
Mines & Minerals Department	1,430	2,191	2,129	672	515	528
Planning & Development	78,844	34,559	27,866	19,805	9,058	8,185
Population Welfare	7,124	5,073	5,334	4,863	4,584	4,295
Provincial Assembly	1,874	2,285	2,034	1,580	1,540	1,452
Relief	1,602	9,761	9,795	1,725	1,226	195
Religious Affairs & Auqaf Department	584	119	116	332	94	92
Revenue	16,807	15,677	14,190	13,603	21,389	20,066
Service & General Administration Department	39,355	49,966	45,737	45,131	37,489	34,894
School Education	62,832	51,344	48,041	57,683	54,319	51,584
Social Welfare Department	3,246	2,166	2,101	3,176	2,981	2,307
Special Education	1,060	291	266	790	306	283
Transport	78,670	31,755	24,896	36,909	38,866	35,646
Women Development Department	1,047	310	289	385	218	226
Zakat and Ushr Department	330	1,024	995	314	841	463
	2,067,649	1,930,080	1,831,078	1,878,716	1,903,848	1,697,539
<u>Payments of District Governments</u>						-
<u>Payments of District Authorities</u>	421,754	391,332	361,361			351,380
TOTAL PAYMENTS	2,489,403	2,321,412	2,192,439	1,878,716	1,903,848	2,048,919

The annexed notes 1 to 30 form an integral part of these financial statements.


 Accountant General (Punjab)

GOVERNMENT OF PUNJAB

Notes to the Financial Statements

For the Financial Year Ended 30th June 2020.

1. REPORTING ENTITY

Provincial Government - Punjab (the government) conducts its operations under the Rules of Business 1974. These rules were made pursuant to Article 139 of the Constitution of the Islamic Republic of Pakistan, 1973 (the Constitution) and envisage Provincial Government as comprising of departments and their attached departments. Financial procedures of the Constitution describe the Government as Provincial Consolidated Fund and Public Account of the Province for which Annual Budget Statement is authorized by the Provincial Assembly in the form of budgetary grants. These Financial Statements focus on reporting the budgetary activity of the government for the financial year.

Article 170 of the Constitution confers the powers of defining the form, principles and methods of accounts of the Province to the Auditor General of Pakistan which describes Provincial Government as an accounting and reporting entity comprising of;

- a) Centralized Accounting Entities; for which the Accountant General Punjab has the primary responsibility of accounting and reporting.
- b) Self Accounting Entities; for which the Principal Accounting Officer has the primary responsibility of accounting and reporting. The Self Accounting Entity is Forest Department.
- c) Exempt Entities; special purpose authorities/organizations and all the government owned corporations/companies which are required to prepare their Financial Statements under their specific statute or Companies Ordinance, 1984 are classified as exempt entities. Financial Statements of these entities are not consolidated in the Financial Statements of the Provincial Government. New investments by the Provincial Government in such entities are capitalized and any grants to the entities are classified as an expense of the Provincial Government, if any, in the financial year to which they pertain. Return from these entities in the form of dividends or interest is classified as non-tax-revenue.

Under Punjab Local Government Ordinance, 2001 District Governments were established. The District Government consists of Zila Nazim and District Administration. Auditor General of Pakistan under section 14 of the said Ordinance prescribed Local Government Accounts Manual for District Governments. This manual required preparation of Annual Finance and Appropriation Accounts by each District Government. Besides Appropriation Accounts, from the financial year 2008-09 the District Governments were also preparing Finance Accounts and Financial Statements based on the format of Cash Based IPSAS. The Punjab Local Government Act 2013 (XVIII of 2013) was promulgated in 2013, which repealed Punjab Local Government Ordinance, 2001 in December 2016 through enactment vide Finance Department, Punjab notification no. Sd (TT) 6-1/2013 dated December 29, 2016 after Local bodies election. The Act describes Local Governments as Metropolitan Corporation, Municipal Corporation, a Municipal Committee, a Union Council, a District Council, a District Education Authority and District Health Authority.

Local Government Accounts Manual also required consolidation of Accounts of the District Governments in the Financial Statements of the Province. In these Financial Statements, Accounts of the following District Governments and District Education and Health Authorities have been consolidated.

GOVERNMENT OF PUNJAB
Notes to the Financial Statements
For the Financial Year Ended 30th June 2020.

1 Attock	19 M.B.Din
2 Bhakkar	20 Multan
3 Bhawalpur	21 Mianwalli
4 Bhawalanagar	22 Muzaffargarh
5 Chakwal	23 Nankana Sahib
6 D.G.Khan	24 Narowal
7 Faisalabad	25 Okara
8 Gujranwala	26 Pakpattan
9 Gujrat	27 Rawalpindi
10 Hafizabad	28 Rajanpur
11 Jhelum	29 Rahim Yar Khan
12 Jhang	30 Sheikhpura
13 Kasur	31 Sialkot
14 Khanewal	32 Sahiwal
15 Khushab	33 Sargodha
16 Lahore	34 T.T.Singh
17 Layyah	35 Vehari
18 Lodhran	36 Chiniot

2. BASIS OF CONSOLIDATION

The financial statements have been prepared by consolidating the accounts of all Centralized and Self Accounting entities and thirty six (36) District Governments and seventy two (72) District Education and Health Authorities. The assets, liabilities, receipts and expenditure are added together line by line using the same functional/object classification. Material inter- government transactions such as transfers from Provincial Governments, which comprise receipts of District Authorities are eliminated in consolidation.

3. STATEMENT OF COMPLIANCE

These Financial Statements have been prepared in accordance with the New Accounting Model (NAM). In December 2000, Auditor General of Pakistan prescribed NAM with the approval of the President of Pakistan under Article 170 of the Constitution of Islamic Republic of Pakistan and the implementation of NAM is an ongoing process. Commitment, asset and liability accounting practices have not yet been implemented and memorandum register for assets and commitments do not exist and accounting for liabilities is not done in accordance with NAM.

GOVERNMENT OF PUNJAB

Notes to the Financial Statements

For the Financial Year Ended 30th June 2020.

4. ACCOUNTING CONVENTION AND BASIS OF CONSOLIDATION

These Financial Statements have been prepared under the cash basis of accounting which recognizes transactions and events only when cash is received or paid by the entity. Assets and liabilities in the disclosed notes are on a historical cost basis.

These Financial Statements have been prepared as per the requirements of NAM that supports international best practices. The Government is moving towards full implementation of Cash Basis IPSAS - Financial Reporting under the Cash Basis of Accounting. The statement of cash receipts and payments, statement of comparison of budget and actual amounts by function, statement of comparison of budget and actual expenditure by department and notes forming parts thereof have been prepared on the format of Cash Basis IPSAS - Financial Reporting under the Cash Basis of Accounting. The statement of cash flows as required by IPSAS 2 - Cash Flow Statements has also been presented, as encouraged by Cash Basis IPSAS.

The Financial Statements for the financial year 2019-20 (01-07-2019 to 30-06-2020) have been prepared and presented in order to make a fair presentation of all the relevant financial information without making any change in the fundamentals applied and all policies have been applied on a basis consistent with the previous

5. REPORTING AND BUDGET PERIOD

The reporting and budget period of these consolidated Financial Statements is financial year 2019-20. (from 1 July, 2019 to 30 June, 2020).

6. REPORTING CURRENCY

The reporting currency of these consolidated Financial Statements is Pak Rupees.

7. SIGNIFICANT ACCOUNTING POLICIES

7.1 Revenue recognition

Revenue is recognized on the date of receipt of money by the bank or clearance of cheque. Revenue is recognized on a gross basis and any related costs are recorded separately. Receipts representing recovery of any previous overpayment are adjusted against relevant expenditure, if these occur in the same financial year.

7.2 Recognition of expenditure

Expenditure is recognized on the date when payment is made or cheque is issued. Financial year to which the payments pertain is determined by the date on which a cheque or payment advice is issued. Policies for recognition of expenditure are as follows:

GOVERNMENT OF PUNJAB
Notes to the Financial Statements
For the Financial Year Ended 30th June 2020.

a) Payments made through cheque

Expenditure is recognized on the date the cheque is issued.

b) Inter-government transfers

Expenditure is recognized on the date the transfer is made by the transferor.

c) Payments directly in bank accounts

Expenditure is recognized on the date, payment advice is issued to the bank.

d) Direct payments by State Bank of Pakistan (SBP)

Expenditure is recognized on the date when State Bank of Pakistan advises repayment of loans and other direct payments to the relevant accounting office.

e) Imprest payments

Expenditure is recognized when the required claim vouchers are submitted and imprest account is reimbursed.

7.3 Foreign currency

Transactions in foreign currencies are recorded in the books at the rates of exchange prevailing on the date of transaction. Exchange differences arising on settlement of these transactions are recognized in the Statement of Receipts and Payments, but are not disclosed separately.

7.4 Employee benefits

The government has following plans for its employees:

a) General Provident Fund

An employee compulsorily subscribes to the General Provident Fund from the date of appointment and monthly subscription is by way of deduction from monthly payroll at a uniform rate of subscription, as advised by the Government for a financial year as laid in the Provident Funds Act (XIX of 1925) and General Provident Fund Rules. The Government pays interest on provident fund balance and is recorded as expenditure in the financial year.

GOVERNMENT OF PUNJAB

Notes to the Financial Statements

For the Financial Year Ended 30th June 2020.

b) Pension

This is entitlement of government employees to a stream of payments after they retire from service. No liability for pension is recognized in the Financial Statements and pension payments made during the year are recorded as expenditure.

c) Encashment of leave

This represents liability arising from entitlements to various forms of leave earned by government employees. No provision is made and the expenditure is recognized on the basis of payments made during the year.

7.5 Investments

All investments acquired by the Provincial Government are initially measured at cost being the fair value of consideration given plus transaction costs that are directly attributable to their acquisition.

Subsequent to initial recognition, investments are carried at historical cost. Any dividends received against investments are recognized when received in the provincial consolidated fund.

7.6 Cash and cash equivalents

For the purpose of cash flow statement, cash and cash equivalents comprise cash with State Bank of Pakistan.

7.7 Liability

Liabilities are future sacrifices of economic benefits that the government is presently obliged to make as a result of the past transactions. All liabilities are recorded at historical cash value.

7.8 Public Debt

Public Debt comprises cash inflows from banks, similar lending agencies, commercial institutions and amounts owed in respect of non-cash assistance provided by third parties and foreign borrowings. All debts raised are classified as either floating or permanent debts depending on the nature of the transaction.

GOVERNMENT OF PUNJAB

Notes to the Financial Statements

For the Financial Year Ended 30th June 2020.

7.9 Assets

Assets are future economic benefits controlled by the government as a result of past transactions or other past events. Assets are recorded at cost and currently no depreciation is charged.

7.10 Loan and advances

Loans and advances include loan and advances to autonomous bodies, financial and non-financial institutions, to government servants for house building and purchase of conveyances and other loans. Loans to government servants are interest bearing and interest is calculated in accordance with the General Financial Rules.

7.11 Payments by Third Parties

The Government also benefits from goods and services purchased on its behalf as a result of cash payments made by third parties during the period by way of loans and contributions, in the shape of grants and aid. The payments made by the third parties do not constitute cash receipts or payments controlled by the Government as defined in the Cash Basis IPSAS - Financial Reporting under the Cash Basis of Accounting but do benefit the Government, as the Government does not receive cash (including cash equivalents) directly from, or gain control of the bank accounts or similar facility established for its benefit by the third parties. Payments by third parties, if any, are disclosed in the payments by third parties column on the face of statement of cash receipts and payments and notes to the financial statements.

GOVERNMENT OF PUNJAB
Notes to the Financial Statements
For the Financial Year Ended 30th June 2020.

<i>Note</i>	2019-20 Rupees in million '000,000	2018-19 Rupees in million '000,000
8. TAXATION - TRANSFERS FROM FEDERAL GOVERNMENT		
<i>Direct Taxes</i>		
Income Tax	456,940	441,094
Wealth Tax	-	-
Capital Value Tax	1,238	1,209
	458,178	442,303
<i>Indirect Taxes</i>		
Sales Tax	471,021	447,181
Custom Duty	183,292	200,142
Federal Excise	73,334	71,254
	727,647	718,577
	<u>1,185,825</u>	<u>1,160,880</u>
9. TAXATION - PROVINCIAL GOVERNMENT'S OWN COLLECTION		
<i>Direct Taxes</i>		
Income Tax - Agriculture	2,052	1,574
Property Tax	1,817	2,820
Land Revenue	14,208	14,311
Tax on profession, Trade and Callings	727	797
Others	129	172
	18,933	19,674
<i>Indirect Taxes</i>		
Receipts Under Motor Vehicles Act	9,865	14,925
Stamp Duties	48,340	58,562
Provincial Excise	2,354	3,608
Others	109,046	94,902
	169,605	171,997
	<u>188,538</u>	<u>191,671</u>
10. GENERAL ADMINISTRATION RECEIPTS		
Organs of State	359	320
Fiscal Administration	849	693
Economic Regulations	187	174
Law and Order	5,173	4,937
Community Services	3,484	3,085
Social Services	5,286	3,628
	<u>15,338</u>	<u>12,837</u>

GOVERNMENT OF PUNJAB
Notes to the Financial Statements
For the Financial Year Ended 30th June 2020.

	<i>Note</i>	2019-20 Rupees in million '000,000	2018-19 Rupees in million '000,000
11. ECONOMIC SERVICES RECEIPTS			
Food and Agriculture		967	1,033
Fisheries and Animal Husbandry		1,559	1,389
Forest		824	889
Cooperation, Irrigation, Embankment-Drainage		3,263	1,750
Others		31,046	25,471
		<u>37,659</u>	<u>30,532</u>

	<i>Note</i>	2019-20 Rupees in million '000,000	2018-19 Rupees in million '000,000
12. DEVELOPMENT SURCHARGE AND ROYALTIES			
Development Surcharge on Gas	12.1	652	430
Royalty on Crude Oil	12.2	4,768	4,451
Royalty on Natural Gas	12.2	1,846	1,661
Net Hydel Profit from Hydro-Electric Stations	12.3	-	-
		<u>7,266</u>	<u>6,542</u>

12.1 The development surcharge on natural gas is levied under the Natural Gas Development Surcharge Ordinance, 1967. In pursuance of the said ordinance, the federal government has to fix the sale price for the consumers and prescribe a price for the gas companies. The difference between the two prices is the margin available to the government as development surcharge. The surcharge on natural gas is transferred to the provinces according to the production of gas in a province.

12.2 Royalty on crude oil and natural gas is received under Pakistan Petroleum Production Rules, 1949 at the rate of 12.5% on the well head value of production. Federal Government collects royalty on crude oil and natural gas which is transferred to the provinces on oil well head production basis after deduction of 2% collection charges.

12.3 Article 161 (Para-02) of Constitution of Islamic Republic of Pakistan states that:

"The net profits earned by the Federal Government, or any undertaking established or administered by the Federal Government from the bulk generation of power at hydro-electric station shall be paid to the Province in which the hydro-electric station is situated". As per estimates of Receipts, an amount of Rs.41,200 million on account of "Profits" out of net hydel profit from Hydro Power Stations Located in Punjab Province was receivable which was not realized.

	<i>Note</i>	2019-20 Rupees in million '000,000	2018-19 Rupees in million '000,000
13. OTHER RECEIPTS			
Sale of Other Government Assets		5	
Sale of Land		496	231
Fees, Fines and Forfeitures		47	14
Sale and Rent of Urban property and Agriculture land		413	728
Others		17	10
		<u>978</u>	<u>983</u>

	<i>Note</i>	2019-20 Rupees in million '000,000	2018-19 Rupees in million '000,000
14. INTEREST ON LOANS AND ADVANCES			
Interest on Loans and Advances to Govt. Servants		-	-
Loans and Advances - Others		413	726
		<u>413</u>	<u>726</u>

GOVERNMENT OF PUNJAB
Notes to the Financial Statements
For the Financial Year Ended 30th June 2020.

	<i>Note</i>	2019-20 Rupees in million '000,000	2018-19 Rupees in million '000,000
15. GRANTS AND AIDS			
Foreign Grants through Federal Government		9,942	3,738
Federal Government Grants	15.1	23,772	16,235
Grants from District Governments		-	-
		<u>33,714</u>	<u>19,973</u>
15.1 FEDERAL GOVERNMENTS GRANTS			
Development		22,944	13,783
Non- Development		828	2,452
		<u>23,772</u>	<u>16,235</u>
16 BORROWINGS			
16.1 FORIGEN DEBT - RECEIPTS			
Loan (Cash)			
Asian Development Bank		5,132	3,297
Exim Bank,China		-	-
International Bank for Reconstruction and Development		20,611	17,346
International Development Association - World Bank		24,307	6,932
International Fund for Agricultural Development		2,335	608
JBIC Japan Bank for International Cooperation		-	-
		<u>52,385</u>	<u>28,183</u>
Loan (Direct Payment)			
Asian Development Bank		-	3,158
Exim Bank,China		3,323	31,962
International Bank for Reconstruction and Development		6,754	-
International Development Association - World Bank		189	132
International Fund for Agricultural Development		176	-
JBIC Japan Bank for International Cooperation		-	11
		<u>10,443</u>	<u>35,263</u>
		<u>62,827</u>	<u>63,446</u>
16.2 DOMESTIC DEBT - RECEIPTS			
Permanent Debt		-	-
Floating Debt		143,222	108,050
		<u>143,222</u>	<u>108,050</u>

16.1.1 This represents borrowings from Federal Government. Repayment period and interest rate for these borrowings are determined in accordance with terms and conditions of each loan.

16.2.1 Floating debt represents the borrowings of temporary nature such as ways and means Advance or Cash Credit Accommodation from the State Bank of Pakistan. These are repayable in twelve months.

GOVERNMENT OF PUNJAB
Notes to the Financial Statements
For the Financial Year Ended 30th June 2020.

<i>Note</i>	2019-20 Rupees in million '000,000	2018-19 Rupees in million '000,000
17. RECOVERY OF LOANS AND ADVANCES		
Non-Financial Institution	233	3,619
Government Servants	62	18
Others	2,024	24
	<u>2,319</u>	<u>3,661</u>

17.1 As per Article 118(1) of Constitution of the Islamic Republic of the Pakistan, "all moneys received by Government in repayment of any loan, shall form part of a Consolidated Fund." Receipt of Rs.10,000 million on account of loan & advances from Punjab Thermal Power (Pvt.) Limited during 2019-20 was not accounted for as provincial consolidated fund receipt and converted it into equity without recording receipt and payment of Provincial Consolidated Fund which caused understatement of accounts of receipts & payments.

18. TRADING ACTIVITIES AND RECOVERIES

Sale of wheat	156,513	169,745
	<u>156,513</u>	<u>169,745</u>

18.1 Note Number 49 of Chart of Classification states that:

"Day to day recoveries and receipt of a state trading scheme, e.g., sale proceeds, are credited to this head. while preparing the working sheets after june final accounts these receipts are shown as recoveries under the respective heads viz 81100 Food etc. to arrive at the net out turn from the schemes".

During fiscal year 2018-19, an expenditure of Rs. 116,650.573 million was incurred on purchase of wheat by Directorate of Food and an amount of Rs. 169,744.760 million was received on account of "Sale of Wheat" for the same year. The reversed entry of expenditure was made for Rs. 169,744.760 million instead of Rs. 116,650.573 million to deduct the expenditure against the receipt which caused under-statement of expenditure of Rs. -53,097.187 million of Govt. of the Punjab in SAP R3.

19. RECEIPTS OF DISTRICT AUTHORITIES

19.1 EDUCATION AUTHORITIES

Direct Taxes	(8)	10
Indirect Taxes	(24)	31
Receipts from civil Administration and Other Functions	1,354	995
Miscellaneous Receipts	283,274	273,392
Recoveries of Loans and Advances	0	0
	<u>284,596</u>	<u>274,428</u>
Less: Grants from Provincial Government - Punjab	<u>(283,077)</u>	<u>(272,933)</u>
	1,519	1,495

19.2 HEALTH AUTHORITIES

Direct Taxes	(1)	1
Indirect Taxes	(2)	27
Receipts from civil Administration and Other Functions	591	371
Miscellaneous Receipts	80,996	81,432
Recoveries of Loans and Advances	0	0
	<u>81,584</u>	<u>81,831</u>
Less: Grants from Provincial Government - Punjab	<u>(80,961)</u>	<u>(81,385)</u>
	623	446

(8)	10
(24)	31
1,354	995
283,274	273,392
0	0
284,596	274,428
(283,077)	(272,933)
1,519	1,495
(1)	1
(2)	27
591	371
80,996	81,432
0	0
81,584	81,831
(80,961)	(81,385)
623	446
<u>2,143</u>	<u>1,941</u>

GOVERNMENT OF PUNJAB
Notes to the Financial Statements
For the Financial Year Ended 30th June 2020.

	<i>Note</i>	2019-20 Rupees in million '000,000	2018-19 Rupees in million '000,000
20. SALARIES AND EMPLOYEE BENEFITS			
Pay of Officers		54,916	52,110
Pay of Other Staff		98,136	97,240
Allowances		161,458	132,995
Retirement Benefits		233,139	212,642
		<u>547,649</u>	<u>494,987</u>
20.1 Statement of Cash Receipts and Payment” shows expenditure of Rs. 5,022 million incurred excess than or without budgetary allocations during 2018-19, violating the safeguards envisaged in Punjab Budget Manual.			
20.2 An amount of Rs.3.941 million was paid excess on account of pay and allowances due to double hiring of employees on SAP R3 by District Accounts Office Faisalabad. The matter is under investigation.			
20.3 An expenditure of Rs.6,913million was not accepted by the departments and receipt Rs.6,582 million remained un-reconciled by the stated amount.			
20.4 Expenditure amounting to Rs. 1,824.991 million under head sowing & planting for development schemes was incurred without tendering in violation of PPRA rules by Punjab forest Department.			
20.5 An amount of Rs. 4,389.746 million was drawn from govt. treasury and disbursed in cash on account of pay & allowances Rs. 2,313.432 million and operating expenses Rs. 2,076.314 million			
20.6 Record to the tune of Rs. 82.025 million of office of the Divisional Forest Officer, Range Management, Bhakkar was not produced to audit for scrutiny due to pending inquiry in Anti-corruption.			

	<i>Note</i>	2019-20 Rupees in million '000,000	2018-19 Rupees in million '000,000
21. GRANTS, SUBSIDIES AND WRITE OFF OF LOANS			
Grants, Subsidies and write-off of Loans		602,003	626,715
Less: Transfers to District Governments	<i>21.1</i>	-	-
Less: Transfers to District Authorities	<i>21.2</i>	<u>(364,038)</u>	<u>(354,318)</u>
		<u>237,965</u>	<u>272,397</u>
21.1 Provincial Grants and subsidies amounting to Rs. 602,003 million (2019: Rs. 626,715 million) have been reduced by eliminating the transfers made to district authorities amounting to Rs.(364,038) million and similar amount has been eliminated from the receipt of District Authorities. This treatment has been done to avoid the double effect of inter-government transfer payments.			

22. PRINCIPAL REPAYMENTS OF DEBT			
Foreign Debt		45,356	38,308
Domestic Debt	<i>22.1</i>	<u>110,806</u>	<u>129,336</u>
		<u>156,161</u>	<u>167,644</u>
22.1 DOMESTIC DEBT			
Permanent Debt		1,822	2,248
Floating Debt		<u>108,984</u>	<u>127,088</u>
		<u>110,806</u>	<u>129,336</u>

GOVERNMENT OF PUNJAB
Notes to the Financial Statements
For the Financial Year Ended 30th June 2020.

22.2 As per Financial Statements of FY 2018-19, Notes to the Financial Statements, Note 22.1, Domestic Debts Rs.(19,795) million and Foreign Loans taken from Federal Government Rs.119,539 million appeared as paid excess. AG Punjab has requested Finance Department to provide yearly debt stock data pertaining to relevant financial years for identification and possible revision/ rectification of figures

	<i>Note</i>	2019-20 Rupees in million '000,000	2018-19 Rupees in million '000,000
23. SERVICING OF DEBT			
Domestic Debt		68,943	46,307
Foreign Debt		14,933	13,146
		<u>83,876</u>	<u>59,453</u>
24. PAYMENTS DISTRICT AUTHORITIES			
Education Authorities Expenditure	24.1	280,852	272,902
Health Authorities Expenditure	24.2	80,509	78,478
		<u>361,361</u>	<u>351,380</u>
24.1 EDUCATION AUTHORITIES EXPENDITURE			
Education Affairs and Services		280,852	272,902
		<u>280,852</u>	<u>272,902</u>
24.2 HEALTH AUTHORITIES EXPENDITURE			
Economic Affairs		14	38
Health Affairs and Services		80,157	76,952
Education Affairs and Services		338	1,488
		<u>80,509</u>	<u>78,478</u>
25. NET RECEIPT/ (PAYMENT) OF PUBLIC ACCOUNT			
RECEIPTS			
Trust and Other Public Accounts		2,146,676	2,028,488
Special Deposits		99,315	118,195
State Provident Fund		37,556	31,707
		2,283,547	2,178,390
PAYMENTS			
Trust and Other Public Accounts		2,144,787	2,036,019
Special Deposits		115,537	118,549
State Provident Fund		26,226	23,806
		2,286,550	2,178,374
	25	<u>(3,003)</u>	<u>16</u>

25.1 An amount of Rs. 58.969 million was transferred excess to Supreme Court of Pakistan on account of "Supreme Court Diamer Basha and Mohamand Dam Fund". Registrar, Supreme Court has been requested for refund by Finance Department vide Letter No.NO.BI-3(120)AGP/2019-20 dated 29-04-19.

25.2 An amount of Rs. 13,522 million appeared as excess drawn from "G10113-Public Works/Pakistan PWD Deposits" as per Finance Account, due to incomplete recording of data in SAP system from 2009-10 to 2018-19. Reconciliation of manual record of Works Divisions with SAP data booked by District Accounts Offices is under process.

25.3 Due to non-budgeting of Donor Funded Assignment Account (ADB) releases, an expenditure of Rs. 67,845 million incurred from Public Account instead of Consolidated Fund. Consequent upon the issuance of revised SOPs by Finance Department in 2017-18, payment is being made only after release of budget in SAP system by Finance Department.

GOVERNMENT OF PUNJAB
Notes to the Financial Statements
For the Financial Year Ended 30th June 2020.

	<i>Note</i>	2019-20 Rupees in million '000,000	2018-19 Rupees in million '000,000
26. CASH AND BANK			
Provincial Government Balance		76,425	65,847
District Government Balance	26.1	(9,941)	(9,941)
District Authorities Balance		15,269	12,355
	26.2	81,753	68,261
26.1 The figure of Rs.(9,941) million shows un-reconciled Cash Balance of District Governments Account-IV which closed their functions on 31.12.2016. This figure is reflected in the Accounts as the activity of transfer of balances from Account-IV to Account-I is still under process.			
26.2 PROVINCIAL, DISTRICT GOVERNMENTS' & DISTRICT AUTHORITIES BALANCES			
Consolidated Fund Balance		(69,518)	(86,014)
Public Account Balance		151,271	154,274
		81,753	68,261
27. ASSETS AND LIABILITIES			
<i>ASSETS</i>			
Long Term Assets		1,690,034	1,563,954
Loans and Advances		195,973	165,929
Current Assets		52,202	55,592
Cash & Bank and Treasuries		81,753	68,261
	27.1	2,019,962	1,853,737
<i>LIABILITIES & EQUITY</i>			
Public Debt		628,402	578,514
Special Deposits		35,264	51,521
Trust Account		130,792	116,454
Current Liabilities		38,179	42,654
Residual Equity		1,187,325	1,064,594
	27.1	2,019,962	1,853,737

27.1 These financial statements have been prepared under cash basis of accounting, the information of assets and liabilities have been presented on the basis of limited records as explained in note 3 and these are not mandatory but encouraged disclosures as per international standards.

27.2 The Assets purchased and owned by the Govt. of the Punjab Rs.1,563,954 million were not recorded and reported in Annual Accounts as per the requirement of APPM due to non-functioning of Asset module in SAP. These were booked against relevant budgetary grants in SAP system and reported as such the Accounts.

27.3 Difference of Rs. 11.771 billion in closing bank balance as on 30th June 2019 in figures reported by AG Punjab (Rs. 53.771 billion) and Punjab Finance Department (Rs.42 billion). Finance Department reported banks account balance (NF) of Government of Punjab, hence, excluding Account-II (F) balance, whereas, the figure reported by AG Punjab comprised Account-I (NF) and II (F) balances.

GOVERNMENT OF PUNJAB
Notes to the Financial Statements
For the Financial Year Ended 30th June 2020.

	<i>Note</i>	2019-20 Rupees in million '000,000	2018-19 Rupees in million '000,000
28. COMPARISON OF BUDGET AND ACTUAL AMOUNTS			
The approved budget is developed on the same accounting basis (cash basis), functional classification basis and for the same period as for the financial statements. It encompasses the same entities as in the consolidated financial statements – as identified in note 1 above.			
The statements of comparison of budgeted and actual amounts by function and by department are presented on gross basis. Grants received by District Governments from Provincial Government have been eliminated against transfers to District Governments in Statement of Cash Receipts and Payment as explained in note 2 and 21.1 for which a reconciliation is presented below.			
The format of Statement of Comparison of Budget and Actual Expenditure by Department has been revised due to increase in number of departments being presented in Appropriation Accounts.			
RECEIPTS			
ACTUAL RECEIPTS IN STATEMENT OF COMPARISON OF BUDGET AND ACTUAL			
Amounts by Function		2,208,934	2,127,044
Less: Grants from Provincial Government	22	(364,038)	(354,318)
Less: Payments by third parties	7.11	(10,443)	(35,263)
Actual receipts in Statement of Cash Receipts and Payments		<u>1,834,453</u>	<u>1,737,463</u>
PAYMENTS			
ACTUAL RECEIPTS IN STATEMENT OF COMPARISON OF BUDGET AND ACTUAL			
Amounts by Function and Actual Expenditure by Department		2,192,439	2,048,919
Less: Transfers to District Government & Authorities	22	(364,038)	(354,318)
Less: Payments by Third Parties	7.11	(10,443)	(35,263)
Actual payments in Statement of Cash Receipts and Payments		<u>1,817,958</u>	<u>1,659,337</u>

29. AUTHORIZATION FOR ISSUE

Under section 7 of the Auditor General's (Functions, Powers and Terms and Conditions of Service) Ordinance, 2001, read with Article 171 of the Constitution of Islamic Republic of Pakistan, the Auditor-General submits the certified Financial Statements of the Government of Punjab together with the audit reports on these Financial Statements to the Governor of Punjab who shall cause them to be laid before the Provincial Assembly. These consolidated financial statements have been authorized for issue on _____.



30. GENERAL

30.1 LEVEL OF PRECISION

Figures in these Financial Statements have been rounded off to the nearest million rupees, unless otherwise stated.

30.2 CORRESPONDING FIGURES

Corresponding figures, wherever necessary, have been rearranged and reclassified for the purposes of comparison.



 Accountant General (Punjab)

Controller General of Accounts

CGA Complex

Sector G-5/2, Islamabad

Tel: (051) 9201322-25

Accountant General Punjab

AG Office Complex 6 Turner Road,

Lahore

Tel: (042) 99210150